

Solis S6 Hybrid forced charge/discharge time (Time-of-Use) Quick Setting



1 There are three ways to download and install the latest APP:

- You can visit www.soliscloud.com.
- You can search for "SolisCloud" on the Google Play or the APP Store.
- You can scan the QR code to download SolisCloud.



For WiFi configuration, please refer to the WiFi dongle manual.

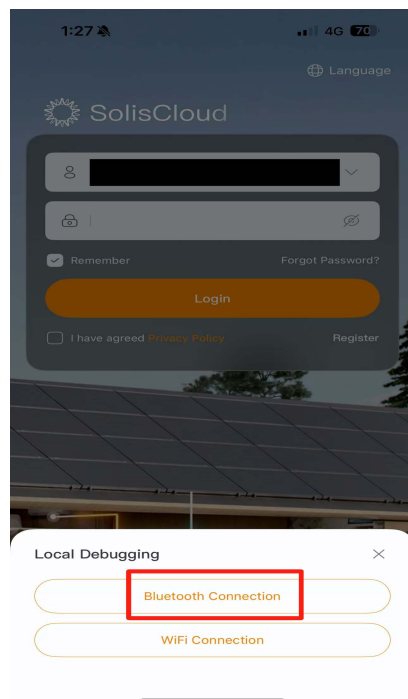
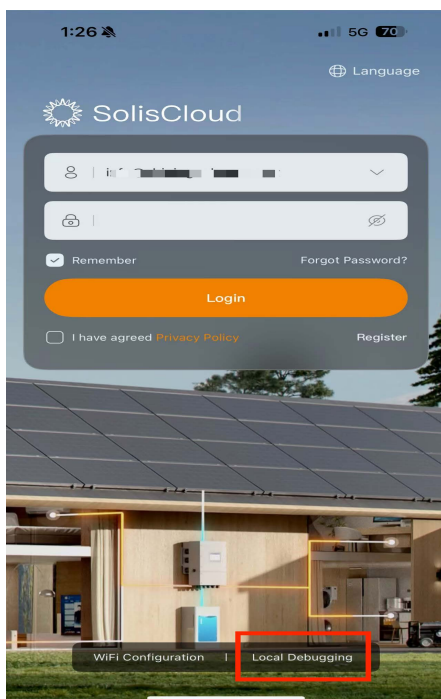
2 Commissioning

2.1 Connecting with **Bluetooth**

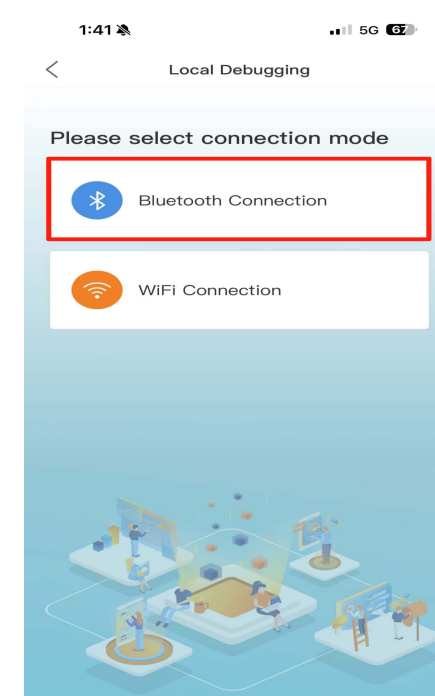
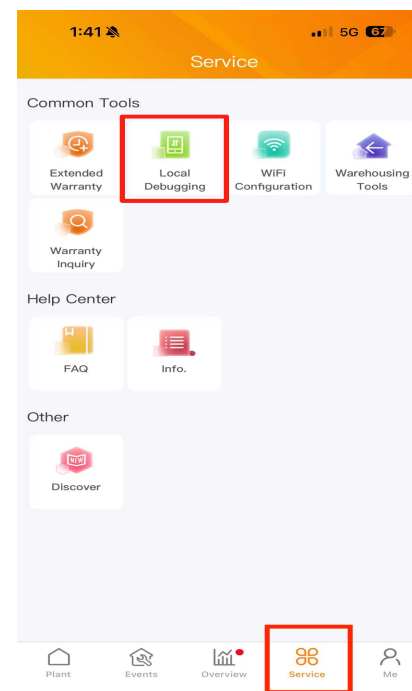
As a **New User**: **Local Debugging** → **Bluetooth Connection**.

As an **Existing User**: **Service** → **Local Debugging** → **Bluetooth Connection**.

New User



Existing User



Solis S6 Hybrid forced charge/discharge time (Time-of-Use) Quick Setting

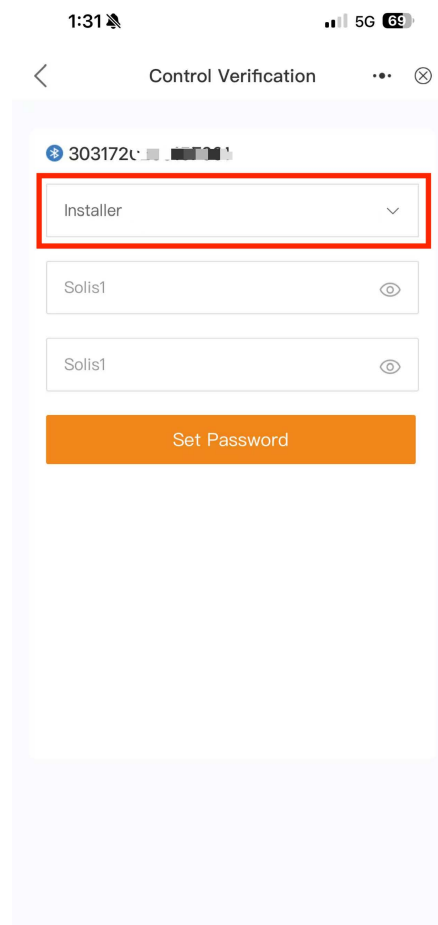
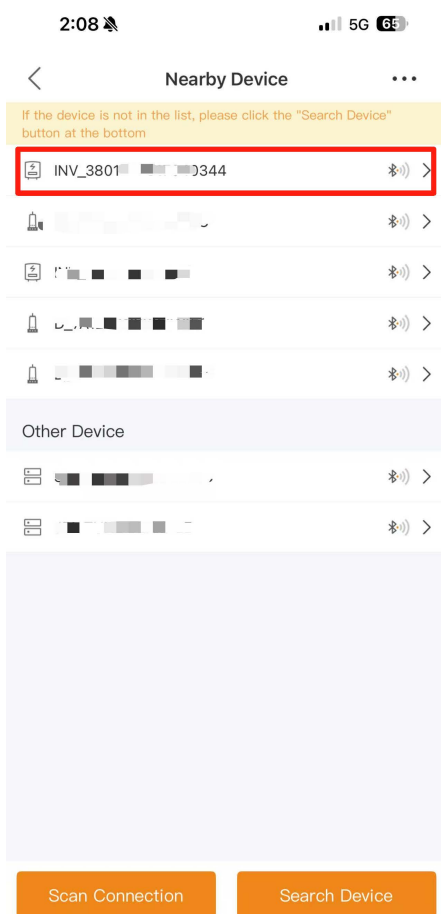


2.2 Select Device

Please select your inverter from the available options. You can identify your inverter by its serial number (SN) - which can be found on the Inverter's nameplate. **INV_XXXXXXXX**

2.3 Account Login

If you are the **installer** please select the account type as '**Installer**'. If you are the plant owner please select the account type as 'Owner'. (The first log-in must be finished by the installer in order to do the initial setup). It is highly recommended - mended to set the initial password to: **Solis1**

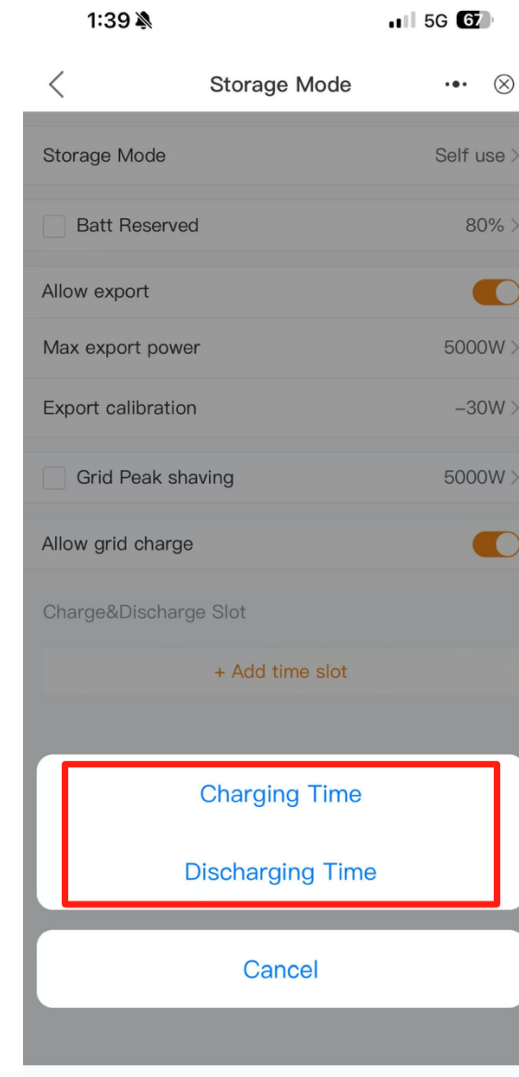
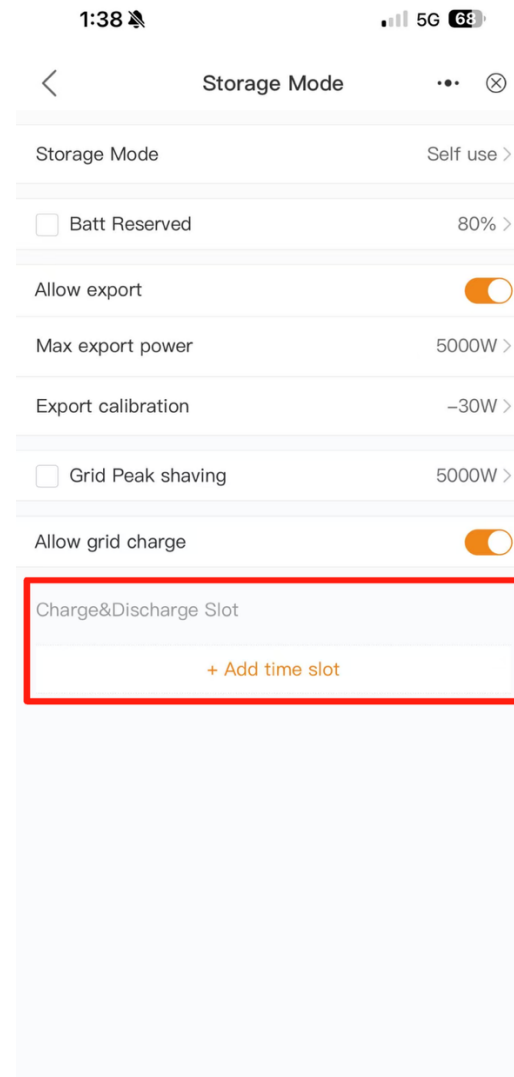
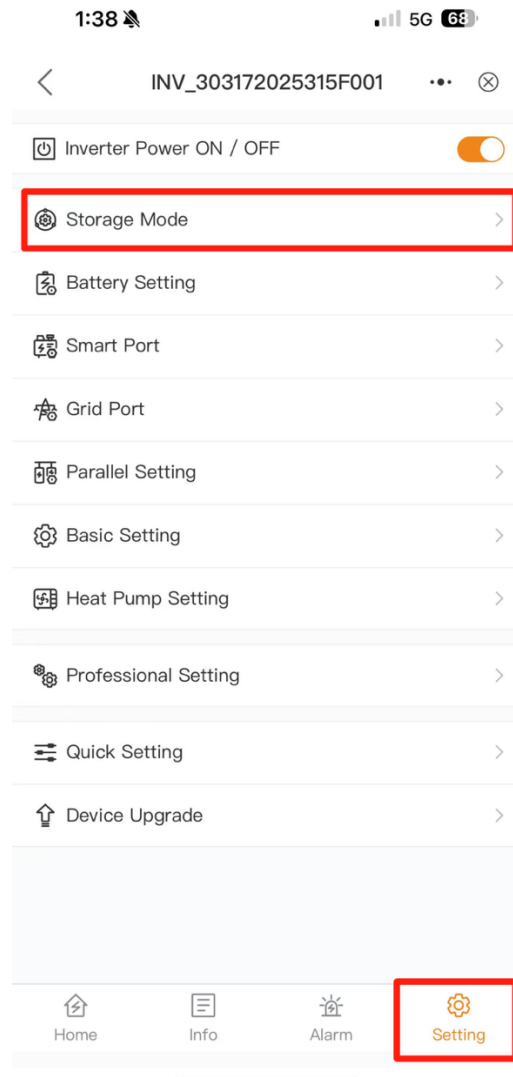


Solis S6 Hybrid forced charge/discharge time (Time-of-Use) Quick Setting



2.4 Storage Mode

Quick Settings: Storage Mode → Add time Slot → Charging Time / Discharging Time → Force Charge Period / Discharging Period → SOC setting → make sure "Battery Saving" is turned off



Solis S6 Hybrid forced charge/discharge time (Time-of-Use) Quick Setting



1:39

5G 67

<

Storage Mode

⋮

⊗

Storage Mode

Self use >

☐ Batt Reserved

80% >

Allow export

☒

Max export power

5000W >

Export calibration

-30W >

Force Charge Period

Configurable

(11 : 00 – 14 : 00)

09

12

10

13

11

:

00

—

14

:

00

12

01

15

01

13

02

16

02

Cancel

Confirm

1:39

5G 67

<

Storage Mode

⋮

⊗

Storage Mode

Self use >

☐ Batt Reserved

80% >

Allow export

☒

Max export power

5000W >

Export calibration

-30W >

☐ Grid Peak shaving

5000W >

Allow grid charge

☒

Charge&Discharge Slot

11 : 00 – 14 : 00

Charging1

☐

SOC

50% >

Current

50.0A >

+ Add time slot

1:40

5G 67

<

Storage Mode

⋮

⊗

Storage Mode

Self use >

☐ Batt Reserved

80% >

Allow export

☒

Max export power

5000W >

Export calibration

-30W >

SOC

Current Value: 50%

Input set value

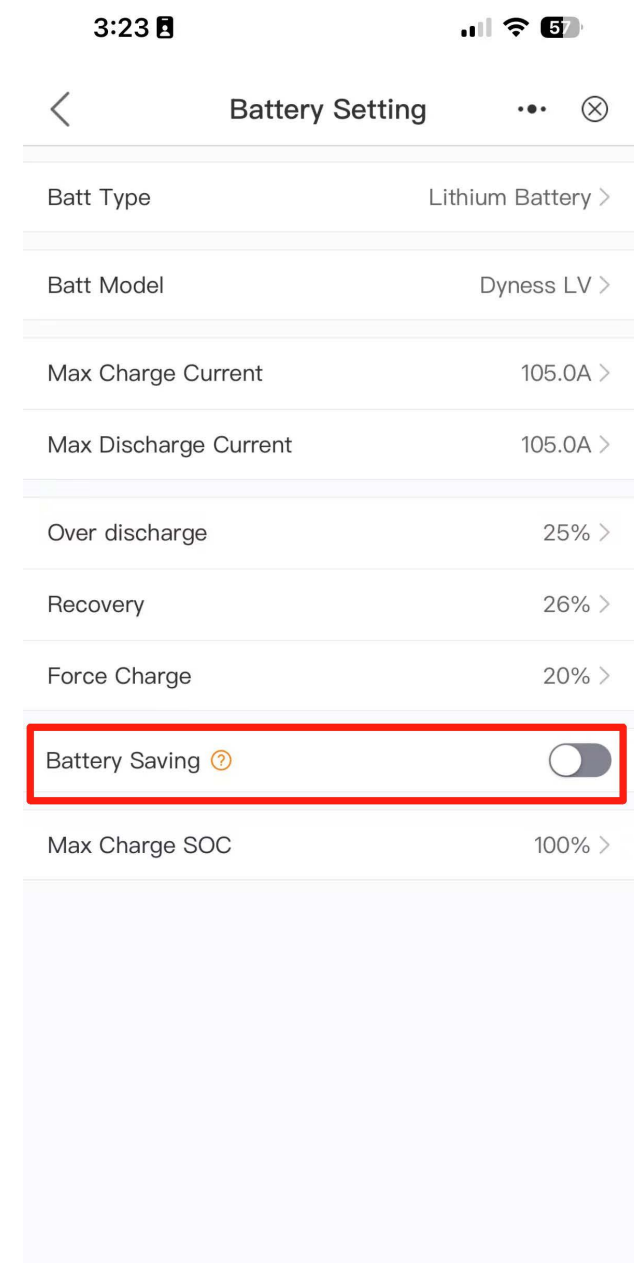
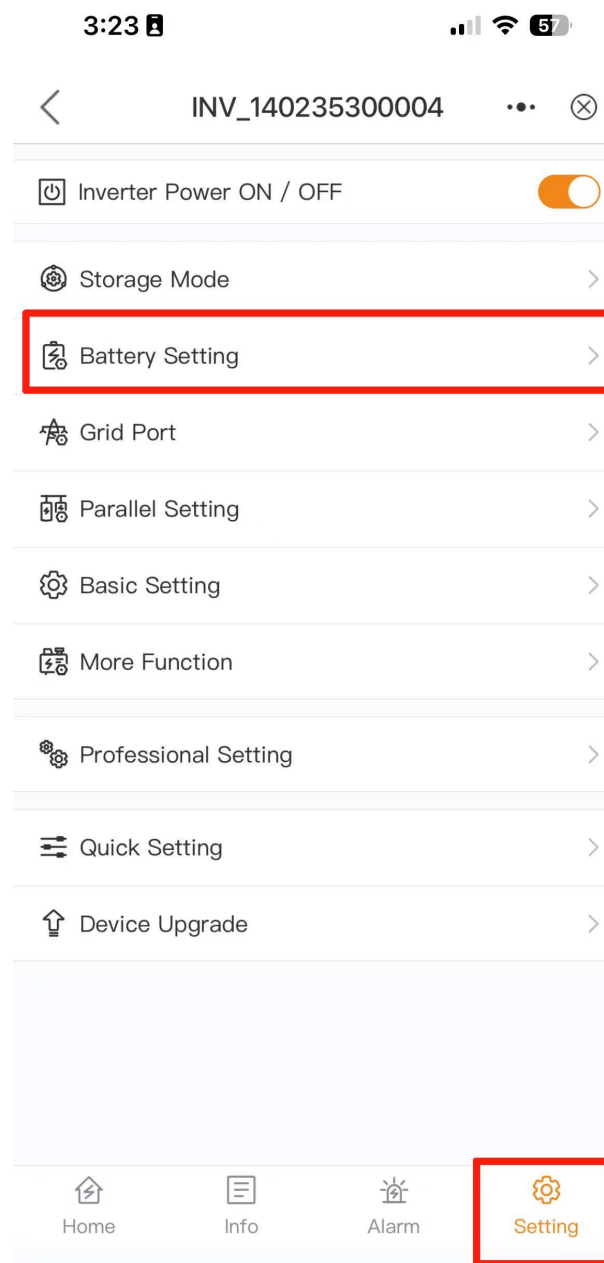
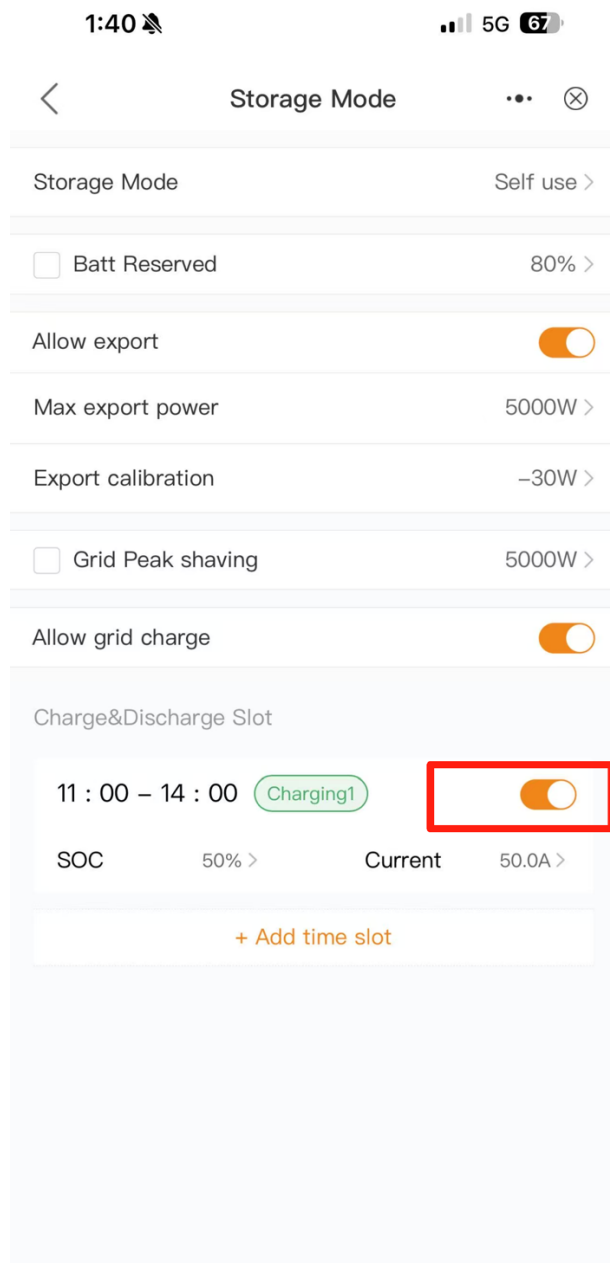
%

Range: 21 ~ 100%

Cancel

Save

Solis S6 Hybrid forced charge/discharge time (Time-of-Use) Quick Setting



Solis S6 Hybrid forced charge/discharge time (Time-of-Use) Quick Setting

